

#### **Note!**

*Before installing this product, check the contents of the kit. If anything is missing, please check an Öhlins dealer.*

#### **Kit Contents**

| Description                | Part No  | Pcs |
|----------------------------|----------|-----|
| Shock absorber             | KA 744   | 1   |
| C-spanner S36              | 60710-01 | 2   |
| Sticker set "ÖHLINS"       | 10207-01 | 1   |
| Owners manual road & track | 07241-02 | 1   |

#### **Note!**

*Please note that this image is a general representation of the product and may differ slightly from your product.*

#### **Note!**

*Please note that during storage and transportation, especially at high ambient temperature, some of the oil and grease used for assembling may leak and stain the packaging. This is in no way detrimental to the product, wipe off the excessive oil/grease with a cloth.*

#### **Warning!**

*Before installing this product, read the Öhlins Owner's Manual. The shock absorber is an important part of your vehicle and will affect the stability.*

## Shock Absorber for Kawasaki Ninja 400

# KA 744

## Mounting Instructions



# MOUNTING INSTRUCTIONS

**⚠ Warning!**

*It is advisable to have an Öhlins dealer install the shock absorber.*

**⚠ Warning!**

*If working on a raised vehicle, ensure it is securely supported so that it will not tip over.*

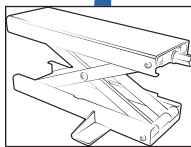

**👁 Note!**

*Before mounting this product clean the vehicle thoroughly.*

**👁 Note!**

*When working on this product, always see the Vehicle Service Manual for vehicle specific procedures and important data.*

1. Put the motorcycle on a work stand so that the rear wheel barely touches the ground. Make sure the motorcycle is in a stable position.

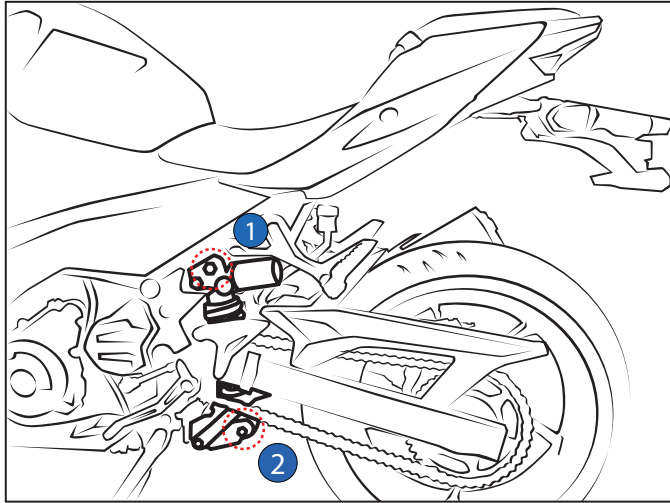


# MOUNTING INSTRUCTIONS

2.

Uninstall the standard shock absorber by loosening the upper and lower mounting bolts.

① ②



3.

Install the Öhlins shock absorber by tightening the upper and lower mounting bolts.

Tighten at a torque value as specified in the vehicle service manual.

## **Note!**

*Lower the vehicle so that the suspension is slightly compressed before tightening the screws.*

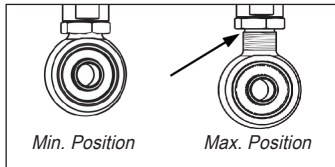
## **Caution!**

*Ensure that all screws are tightened to the correct torque and that nothing fouls or restricts movement of the shock absorber when the suspension is fully compressed or extended.*

# ADJUSTMENTS

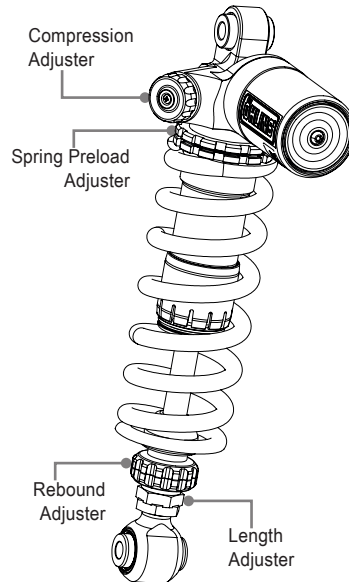
## ⚠ Warning!

Before riding, always make sure that the basic settings made by Öhlins are according to recommended Set-up Data. Read about adjustments and setting up in the Öhlins Owner's Manual before you make any adjustments. Contact an Öhlins dealer if you have any questions about setting up.



## ⚠ Warning!

The adjustable end eye/bracket must not be threaded out more than that the groove is fully visible beneath the lock nut. This is maximum length. After adjusting, make sure that the lock nut is tightened (40Nm).



# SET-UP DATA

## Recommended set-up

Spring Preload..... 13 mm.  
 Compression adjuster ..... 12 Clicks  
 Rebound adjuster ..... 12 Clicks

## Alternative springs

| Spring                  | 60293-31 | 60293-34 | 60293-39 | 60293-41 |
|-------------------------|----------|----------|----------|----------|
| Free spring length [mm] | 190      | 190      | 190      | 190      |
| Spring rate [N/mm]      | 95       | 100      | 110      | 115      |

## Shock absorber data

Length ..... 320 <sup>+6</sup>/<sub>0</sub> mm.  
 Stroke ..... 66 mm.

## Spring

Part No ..... 60293-36  
 Free spring length... 190 mm.  
 Spring rate..... 105 N/mm  
 Preload adj.range... [0-20] mm

👁 Öhlins products are subject to continuous improvement and development, therefore, although these instructions include the most up-to-date information available at the time of printing, minor updates may occur.

To find the latest information contact an Öhlins distributor. Please contact Öhlins if you have any questions regarding the contents in this document.

Part no. MI\_KA 744\_EN\_0  
 Issued 2018-02-07

© Öhlins Asia Co. Ltd. All rights reserved. Any reprinting or unauthorized use without the written permission of Öhlins Racing AB is prohibited.

Öhlins Asia Co. Ltd  
 700/937 Moo5, Tambol Nongkhaga,  
 Amphur Phantong, Chonburi Province  
 20160 Thailand



[www.ohlins.com](http://www.ohlins.com)